

## Good MornING Asia - 28 May 2020

A quiet start to the week has given way to a deluge of news, with most of it pointing to a restart of economic and political hostilities between the US and China over Hong Kong. Equities seem oblivious...

### In this bundle



China | South Korea

#### Let the bad times roll

A quiet start to the week has given way to a deluge of news, with most of it pointing to a restart of economic and political hostilities between the US...

By Robert Carnell



Malaysia

#### Malaysia macro update – It's downtime

First the political jitters, then the pandemic and related controls on movement and then an oil price crash – all have borne down on the Malaysian...

## Let the bad times roll

A quiet start to the week has given way to a deluge of news, with most of it pointing to a restart of economic and political hostilities between the US...



Source: Shutterstock

### Pompeo's remarks clear the way for renewed US-China hostility

It is hard not to see the remarks by Mike Pompeo on Hong Kong overnight as anything but a gloves-off restart of US political hostilities towards China which will likely see trade tensions worsen and tit-for-tat retaliation commence. Hong Kong's autonomy and differential treatment by the US was under annual review status from the US following last year's US "Hong Kong Human Rights and Democracy Act".

Pompeo said, "Hong Kong does not continue to warrant treatment under United States laws in the same manner as U.S. laws were applied to Hong Kong before July 1997," He also added, "No reasonable person can assert today that Hong Kong maintains a high degree of autonomy from China, given facts on the ground."

What does this mean in practice? ING Chief Economist for Greater China, Iris Pang in Hong Kong writes today "We expect there will be more political measures than economic measures imposed by the US on Hong Kong. For example, there could be visa restrictions for some Hong Kong individuals to the US, but sanctions of Hong Kong-based companies are less likely. The US could impose tariffs on goods coming from Hong Kong. That would hurt the freight service but not production, as these goods are mostly not produced in Hong Kong. This was already a risk during

the US-China trade war. Hong Kong companies will need to turn to other markets, e.g. S.E. Asia, Europe, under such policy actions against them".

An important point to note about this, Iris adds is that "China will retaliate".

Personally, I struggle with the markets' calm in the face of this. We are currently in the worst recession globally, possibly ever, and a trade war blow-up can only make things worse. But hey, what do I know?

## Bank of Korea

It was no surprise at all to see the Bank of Korea cutting policy rates today by an additional 25bp later this morning, taking the 7-day repo rate down to 0.5%. Markets and consensus were on board for a 25bp cut, though there will have been some hope for 50bp of easing, so the immediate reaction might be some slight disappointment that more was not delivered. However, the following press conference will be of more interest, given hints at the April meeting (no change) that the BoK might move beyond its current policies and announce moves towards full-on Quantitative Easing (QE).

On March 26, the BoK announced new measures designed to support the economy which included a fixed interest total allotment repo auction which has been referred to as QE-Lite, or Korean-style QE. But let's be very clear, this is not QE, even if it hints at warming attitudes to such policies which were reinforced at the subsequent April meeting. Markets will be hoping to see some more concrete steps in that direction today, including possibly some widening of the securities the BoK could potentially buy under such a scheme (though that would probably require a change in BoK law - not a problem for the new majority government should it wish to go down this path).

## Europe looks for recovery package

European Commission President, Ursula von der Leyen, has unveiled another iteration of her earlier plan to create a rescue and recovery package for the Eurozone, building on earlier work by Chancellor Merkel and France's President Macron.

[Our Eurozone experts, Carsten Brzeski and Bert Colijn write about the new measures here.](#) The package, which is considerably larger than the original Merkel-Macron plan, includes some loans in place of earlier grants to try to bring some of the less willing Northern European states on board. But it still amounts to a move in the direction of fiscal federalism, which is a big step for the Eurozone.

Emotive language is being used around this proposal, with the Italian opposition leader, Matteo Salvini, reported as talking about pulling Italy out of the EU. This story will be worth following in Asia even if the direct consequences of a deal may be relatively minor for us, the downside is considerable if we take Salvini's comments at face value, and could have severe market consequences even in Asia.

## Author

**Robert Carnell**

Regional Head of Research, Asia-Pacific

[robert.carnell@asia.ing.com](mailto:robert.carnell@asia.ing.com)

# Malaysia macro update – It's downtime

First the political jitters, then the pandemic and related controls on movement and then an oil price crash – all have borne down on the Malaysian...



Source: Pexels

## Key takeaways

**Covid-19:** The outbreak is one of the less severe in Asia and the recovery rate is among the highest in the region. But the infection curve is yet to flatten, while the prospect of a surge in infections among migrant workers is looming large.

**Growth:** With the key economic drivers of trade, tourism, and oil taking a beating from Covid-19, 2020 will be the worst year for growth since the 1998 Asian financial crisis. We expect GDP to fall by more than 8% in 2Q and by about 4% for the entire year.

**Inflation:** High unemployment and weak spending should keep CPI inflation on a steady downward path, prompting a further cut to our 2020 forecast to -2.5% from -1.0%.

**External sector:** Weak global demand, low commodity prices, reduced prospects of an electronics upturn, and halted tourism are likely to move the current account surplus down.

**Policy stimulus:** Tight public finances constrain any fiscal stimulus, though about 3% of GDP real fiscal thrust isn't at all bad. Falling inflation and high real interest rates call for more central bank policy rate cuts. We expect an additional 100 basis point cut in this cycle.

**Post-Covid recovery:** We look for a deeper downturn to be followed by a prolonged recovery. Permanent demand destruction in some sectors could force potential growth lower. We see 3-4% as the new normal for GDP growth.

**Politics:** The last thing the economy and the financial markets need is another bout of political risk. The current fragile coalition could offer such a risk, suggesting the MYR will remain an underperformer in Asia throughout the rest of the year.

**It's downtime!**

## Covid-19 – curve is yet to flatten

The total number of Covid-19 infections as of 25 May stood at 7,417 with 115 deaths. This puts Malaysia among the Asian countries not so badly affected by the crisis so far. Of the total, 81% of cases are recovered, a relatively better recovery rate compared with some of the worst affected Southeast Asian neighbours (Singapore 46%, Indonesia 25%, Philippines 23%).

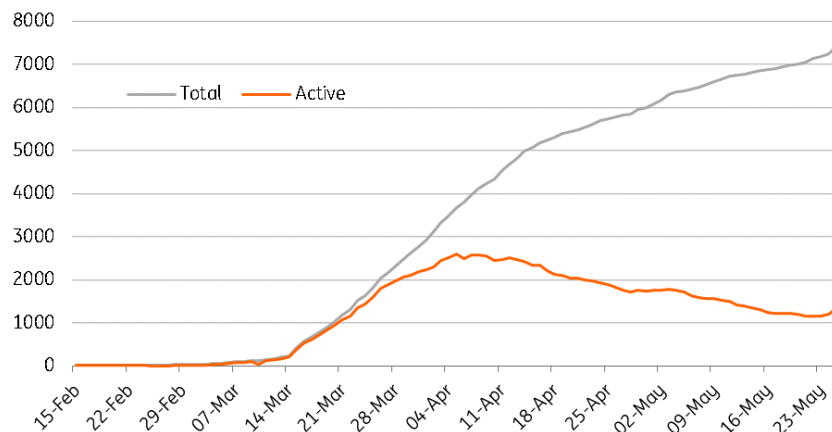
The faster recovery may be attributed to early containment measures. Malaysia was among the first Asian countries to put in place a nationwide movement control order (MCO) on 18 March. Initially started for two weeks the MCO was extended four times with the latest extension to 9 June, albeit with some relaxation recently. As the strain showed signs of abating the authorities decided to ease restrictions starting 4 May and allowed some industries such as manufacturing and construction to resume operations at their normal capacity.

We won't call it over nonetheless. The relaxed movement restrictions coupled with the continued rise in new infections sustain the risk of a second wave. The daily new infections so far in May have averaged at 56. This compares with 630 average in neighbouring Singapore, though the number here is skewed by the rapid rate of infections among migrant workers. As in Singapore, the threat of a surge in infections among this group in Malaysia is on the rise. Most of them are illegal migrants and refugees from neighbouring countries, packed into large dormitories.

The government has already begun a crackdown of illegal migrants and detaining and testing this entire community. The biggest single-day spike in infections in more than a month over the last two days -- by 172 on 25 May and 187 on 26 May, most of which were migrants in detentions centres, reinforces the persistent Covid-19 risk.



## Covid-19 spread



Source: Worldometers

Note: Data as of 25 May 2020

0.7%

1Q20 GDP growth

Year-on-year

Higher than expected

## The economy is battered - growth

GDP growth remained in positive territory in 1Q20. A 0.7% rise over a year was a better outcome than the consensus of a 1% fall, and it also compares with steeper GDP declines elsewhere in the region. Yet it was a sharp dip from 3.6% YoY growth in 4Q19, and the slowest quarterly growth in over a decade, since the 1.1% fall in 3Q09 induced by the global financial crisis. Moreover, a 2% quarter-on-quarter (seasonally adjusted) GDP fall set the economy on the path of a recession, probably deeper than during the GFC.

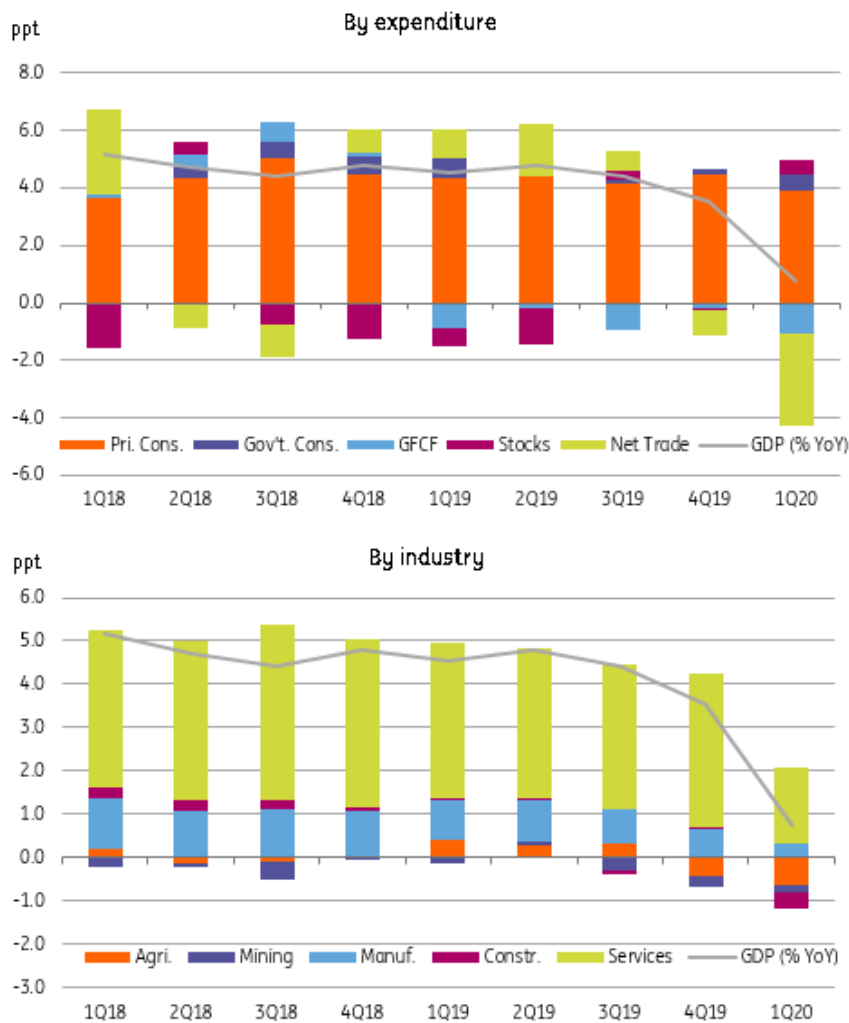
A better 1Q GDP performance comes against an adverse economic and political backdrop. First, the political turmoil leading to the end of the Mahathir government in late February depressed economic confidence. Just as the Muhyiddin administration assumed power, it was forced to implement the Covid-19 lockdown in mid-March, bringing the economy to a near-standstill state. As if all this wasn't enough, a crash in the global oil price in March made matters worse for this net oil-exporter country.

Even so, manufacturing growth held in positive territory, albeit a slowdown to 1.5% YoY from 3.0% in the previous quarter. Agriculture and construction were badly hit with -8.7% and -7.9% YoY growth, while services growth halved to 3.1% from the previous quarter.

Private consumption remained the spending side GDP driver with a 3.9 percentage point contribution to headline growth, though smaller than 4.5ppt in 4Q19. Government consumption helped with another 0.6ppt (we doubt it was due to stimulus). Exports of goods and services turned out to be the bigger drag, shaving off 4.7ppt from GDP growth, but it was mainly due to weak services rather than goods exports. Imports subtracted 1.4ppt from GDP growth and the fixed

capital formation got it down by another 1.1 ppt.

## Sources of GDP growth



Source: CEIC, ING

## The economy is battered - other indicators

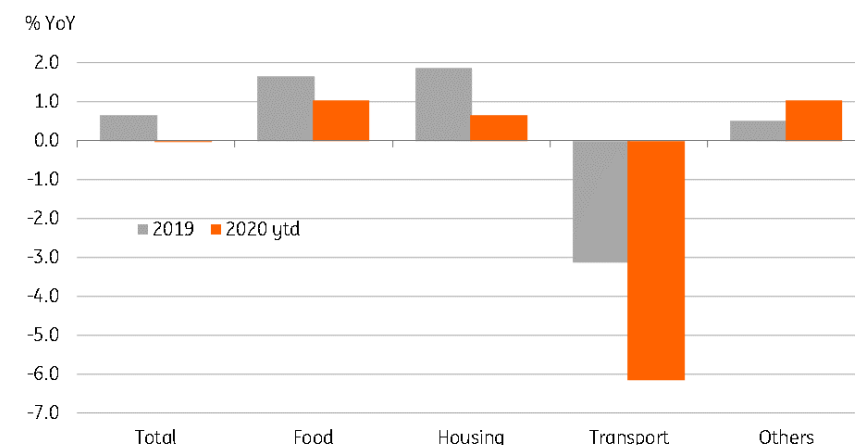
Among other economic indicators, CPI inflation posted the steepest fall in April since the GFC to -2.9% YoY. Lower food, housing and transport prices were responsible. The year-to-date inflation was zero, down from 0.7% in 2019.

The customs-basis goods trade was relatively firm. Exports eked out a 1.1% YoY rise in 1Q, while imports posted a mild drop by 2.6% and the cumulative trade surplus of MYR 37 billion was little changed from a year ago. Despite downward price pressure, oil and gas exports advanced 10% on the year. And, after an outperformance in 2019, electrical and electronics exports have been a weak spot, with an 8% fall in the first three months. The demand in key trade partners also held up well despite the Covid-19 outbreak. Shipments to the US rose 9.5% in 1Q, those to Japan were flat, and to China were down only 1.3% on the year. An outlier 14% fall in exports to Europe, the worst-affected region by the pandemic so far, provides a sense of what to expect about demand from the rest of the world with intensified disease spread in this quarter.



A strong merchandise trade surplus was supportive of the current account surplus, but not enough to mitigate outflows on the services side. The result was a sharp dent to the current account to MYR 9.5 billion from MYR 17 billion a year ago, pushing the ringgit to be among Asia's weakest currencies with an over 6% year-to-date depreciation against the USD.

## CPI inflation - key components



Source: CEIC, ING

## More pain ahead - trade, tourism, oil

The economic data released so far doesn't capture the full impact of Covid-19, which will mainly impact the current quarter due to the movement control orders in place for much of this quarter. Although the restrictions have started to ease from early May, the broader control measures continue until 9 June. The extended lockdown means a virtually entire quarter of significantly sub-normal economic activity. The impact stands to be compounded by similar restrictions in the rest of the world, depressing the outlook for an economy heavily dependent on trade, tourism, and commodities.

The Covid-19 situation in all major trade partners – the US, Europe, China and Japan together absorbing 40% of total exports, has been bad. The same is true about the rest of Asia, the destination for almost half of Malaysia's exports. Besides weak global demand, the domestic supply chain disruptions caused by movement restrictions will be an ongoing overhang, making this a year of exceptionally weak trade flows – not just for Malaysia but for the rest of the world as well.

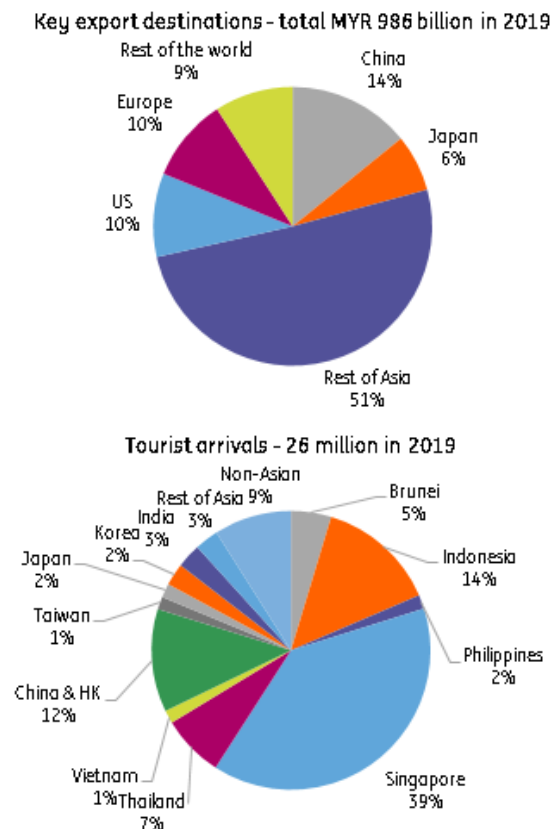
Malaysia is the second-most favourite tourist destination in Asia after Thailand. About 26 million visitors annually, nearly 90% of whom are from within Asia, bring over MYR 86 billion in revenue (5.7% of GDP). The disease has brought the sector to a standstill. Even as cross-border travel resumes after the outbreak, tourists are unlikely to flock back to their favourite destinations. Some permanent demand loss for the sector may not be an overstatement in the post-Covid era.

The supply glut in the global oil market and nosediving prices add to the pain of already weak oil and gas exports (make up for about 13% of total exports). Having briefly turned negative in April, WTI has bounced back quickly above \$30/barrel, thanks to production cuts by major oil producers and the gradual opening of economies bringing back some demand. Still, a significant loss of demand in the transport sector globally will be a strong headwind for a return to what we view as

the optimal level for crude oil price (in the \$55-65/barrel range in recent years) anytime soon. It will need a complete normalisation of the situation after Covid-19, something hard to imagine in the rest of the year and well beyond. However, as the new normal we could imagine some permanent loss of demand (for example, a new normal of 'work from home' depressing demand for transport).

### What does negative oil mean for Asia?

## Exports and tourism by main destinations



Source: CEIC, ING

## Sufficiently loose fiscal policy

The new government spared no time in rolling out a sizable stimulus, equivalent to about 17% through three packages since late February (including the first MYR 20 billion package by Mahathir Mohamad just days before he was ousted). However, this largely included monetary support via easier credits, loan moratoriums, and bank guarantees, etc. which don't qualify as real spending, nor do measures like early withdrawals of retirement savings and deferrals of employer contributions to these schemes.

Leaving all the monetary measures out, we estimate a real fiscal thrust of only 3.3% of GDP. This is still not bad given the already tight fiscal position. While the extra-budgetary spending should nearly double the fiscal deficit this year from the 3.2% of GDP target in the original budget (announced in October 2019 by the previous government), the revised fiscal deficit estimate of

4.7% from finance minister Zafrul Azis was a further letdown, indicating much lower real stimulus.

It is not only the extra spending that will swell the fiscal deficit. Government revenue is also poised for a hit from weak growth as well as slumping oil revenue. Even as Malaysia has diversified away from the petroleum sector over the last few years, tax and royalties from state-owned companies in the sector still make up 10% of total government revenue. The local industry body estimates that a US\$1 change in Brent price causes MYR 300 million change in the government's revenue. Of course, there will be some saving in spending on fuel subsidies, but on balance it's going to be negative.

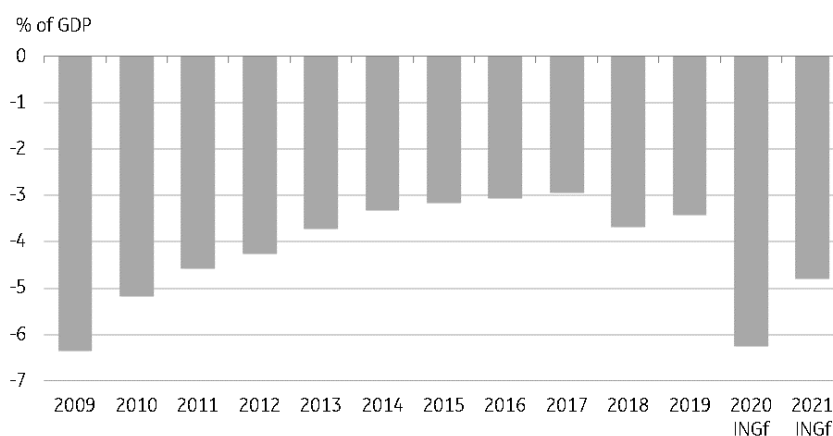
We expect the fiscal deficit this year to be well above 6% of GDP. It is what is needed right now, even if it wipes out all the consolidation in public finances since 2009.

## Stimulus - where the money is going?

MYR billion	Three govt. stimulus packages and BNM easing					
	First 27-Feb	Second 29-Mar	Third 6-Apr	BNM	Total	% of GDP
<b>Total</b>	<b>20.0</b>	<b>220.0</b>	<b>10.0</b>	<b>58.0</b>	<b>308.0</b>	<b>20.4</b>
<b>Real spending</b>	<b>20.0</b>	<b>20.0</b>	<b>10.0</b>		<b>50.0</b>	<b>3.3</b>
Wage subsidy, grants, rent rebates		6.0	7.9		13.9	0.9
Cash handouts, tax reliefs	16.0	11.0	2.1		29.1	1.9
Other spending	4.0	3.0			7.0	0.5
<b>Monetary support</b>		<b>200.0</b>		<b>58.0</b>	<b>258.0</b>	<b>17.1</b>
SME Credit		9.0			9.0	0.6
Early access to pensions		41.0			41.0	2.7
Loan moratorium to banks		100.0			100.0	6.6
Government credit guarantees		50.0			50.0	3.3
BNM liquidity boost				58.0	58.0	3.8
50bp BNM policy rate cut						
<b>Others (EPF deferral, not really a spending)</b>		<b>10.0</b>			<b>10.0</b>	

Source: Newswires, Bank Negara Malaysia

## A decade high fiscal deficit



Source: CEIC, ING

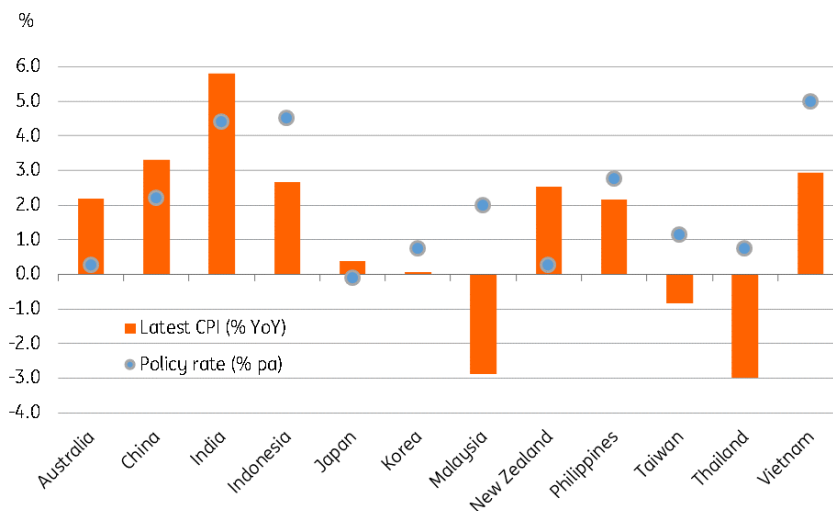
## Monetary easing follows suit

Bank Negara Malaysia (BNM), the central bank, has also accelerated its monetary easing with a 50 basis point cut to the overnight policy rate (OPR) to 2.00% at its last meeting on 5 May. This followed two 25bp cuts in the first two meetings of the year in January (this was not really Covid-related) and in March. The BNM also lowered banks' Statutory Reserve Requirement (SRR) by 100bp to 2.0% on 19 March, releasing MYR 46 billion into the banking system. The aggregate liquidity support so far, including repo operations and outright purchases of government securities, comes to MYR 58 billion or 3.8% of GDP.

While already stretched public finances limit the scope for more fiscal stimulus, falling inflation is making more room for BNM monetary easing. The BNM doesn't particularly target inflation in setting monetary policy. But the economy, staring at a deep downturn ahead, is demanding more policy accommodation. Cutting interest rates remains an important option at the central bank's disposal, while there is space to do so.

The current 2% OPR against a -3% CPI inflation implies a real interest rate of 5.0%, the highest among Asian countries. We don't see any reason why the policy rate couldn't fall further. We expect another 100bp cut in this cycle, to be delivered over the next two scheduled meetings in July and September and taking the OPR to an all-time low of 1.00%.

## Highest real interest rate in Asia



Source: CEIC, ING

## Lingering political risk

Events in February demonstrated persistently uncertain Malaysian politics ([see: Has Malaysia's political standoff really ended?](#)). The fall of one fragile coalition government of Dr Mahathir Mohamad gave way to another shaky one of Prime Minister Muhyiddin Yassin.

With the King's approval and backing from the formerly dominant UMNO party (United Malays National Organisation), Muhyiddin grabbed power on 1 March. The pandemic gave him breathing space to prove his majority in parliament, but the outbreak also put to the test the ability of the fledgling administration to handle the unprecedented crisis. The speedy implementation of measures to combat the disease and support measures to avert the economic fallout deserve

some credit. However, these don't guarantee lasting power for the ruling administration.

The issue of the legitimacy of the new government is still hanging in the balance. So is the sword of a no-confidence motion hanging over Muhyiddin, given the long-time rival-turned-allies, Mahathir Mohamad and Anwar Ibrahim, are driven to regain the popular mandate they won in the general election two years ago.

The ruling administration needs 112 seats in the 222 member parliament to remain in power. With its undeclared slim majority at risk of aggressive horse-trading, anything could happen if the no-confidence vote eventually takes place. The failure of the new government to prove its strength in parliament could mean a snap election on the horizon, before the next scheduled general election in 2023. Such a political turn could be more painful for the financial markets than the pandemic.

Parliament had its single-day sitting on 18 May, the first since the Muhyiddin administration came to power. There was no political business aside from the King's speech, which was carried out on the pretext of Covid-19 infection risk. The next parliament sitting won't be until July, when we might have some more clarity about the fate of the current government.

We believe political uncertainty is far from over and it could be an ongoing threat to the economic recovery post-Covid-19.

#### Has Malaysia's political standoff really ended?

### **Painfully slow post-Covid recovery**

The entire world is bracing for the worst economic recession in decades. Malaysia is no exception despite the economy's relatively resilient performance so far this year. We remain sceptical that aggressive fiscal and monetary stimulus will be effective in arresting the economic slump until confidence returns, which won't be until the outbreak ends.

As such, 2020 is shaping up to be the worst year for the economy since the 1998 Asian crisis. We anticipate an over 8% YoY GDP fall in 2Q and 3.9% fall in the entire year. As elsewhere in the world, the recovery from such a deep slump is going to be lacklustre, with growth probably never returning to its 5-6% potential. Instead, permanent demand destruction in some sectors raises the prospect of the growth potential nudging down to what we see as a new normal of 3-4%. Our GDP growth forecast for 2021 remains at 3.6%.

We forecast CPI inflation this year falling to -2.5% as low commodity prices and weak demand keep prices on a downward trend. We should see a return to positive inflation in 2021, though it's still going to be anaemic, at our 0.8% forecast for next year.

Lower commodity prices coupled with weak exports and tourism mean a continued narrowing of the current account surplus. We expect a sharp fall in the current surplus from 3.4% of GDP in 2019 to 1.5% of GDP, followed by a modest pick up to 1.9% in 2021. Meanwhile, weak investor sentiment will remain a strain on capital inflows and the overall balance of payments, resulting in some reserve losses.

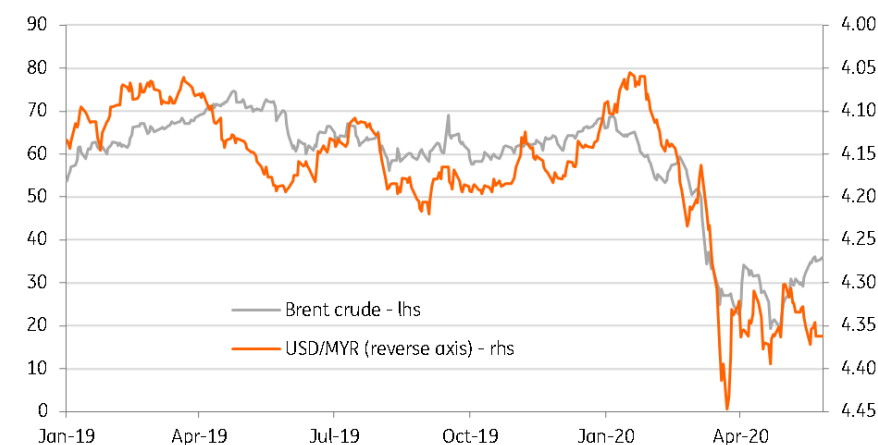
Negative sovereign actions drawn from deteriorating public finances will be an added drag on investor confidence. Moody's and S&P have so far maintained 'Stable' outlooks on their 'A3/A-'

ratings of Malaysian sovereign debt, but Fitch Ratings recently cut its 'A-' rating outlook to 'Negative' from 'Stable'. Unfortunately, it's hard to justify such negative actions in these bad times when economies require aggressive policy support. That said, exceptionally weak public finances and rising public sector debt are unlikely to fade from being an overhang on external creditworthiness for the next couple of years. We expect the government budget deficit to widen to 6.3% of GDP in 2020, nearly double the 3.4% gap in the last year. With anaemic growth, fiscal consolidation will remain a painfully slow process over the coming years. We do pencil in some narrowing in the deficit below 5% next year.

The last thing the Malaysian economy and financial markets need is another bout of political anxiety. We think the markets have taken in their stride the dismal state of the economy in the near-term due to the global health crisis. But, in such a weak economic backdrop, renewed political jitters could prove to be a highly significant dent to investor sentiment in our view. As noted earlier, we won't discount such political risk on the horizon and local financial assets succumbing to increased selling pressure as a result.

Uncertain politics and an adverse terms of trade shock from weak commodity prices should keep the MYR as an Asian underperformer in the rest of the year. Our end-2020 USD/MYR forecast is 4.35 (spot rate 4.36).

## Crude oil price drives USD/MYR exchange rate



Source: Bloomberg, ING

## Malaysia - Key economic indicators and ING forecast

Malaysia	2018	2019 f	2020 f	2021 f
Real GDP (% YoY)	4.8	4.3	-3.9	3.6
CPI (% YoY)	1.0	0.7	-2.5	0.8
Unemployment rate (%)	3.3	3.2	4.3	3.9
Fiscal balance (% of GDP)	-3.7	-3.4	-6.3	-4.8
Public debt (% of GDP)	51.2	52.5	62.4	63.3
Current account (% of GDP)	2.2	3.4	1.5	1.9
FX reserves (US\$bn)	101.4	103.6	98.0	101.0
External debt (% of GDP)	64.0	65.8	74.4	71.7
Central bank policy rate	3.25	3.00	1.00	1.25
3M interbank rate (% eop)	3.69	3.35	1.30	1.60
10Y govt. bond yield (% eop)	4.08	3.31	2.40	2.80
MYR per USD (eop)	4.13	4.09	4.35	4.30

Source: Bloomberg, CEIC, ING

### Disclaimer

This publication has been prepared by the Economic and Financial Analysis Division of ING Bank N.V. ("ING") solely for information purposes without regard to any particular user's investment objectives, financial situation, or means. *ING forms part of ING Group (being for this purpose ING Group N.V. and its subsidiary and affiliated companies)*. The information in the publication is not an investment recommendation and it is not investment, legal or tax advice or an offer or solicitation to purchase or sell any financial instrument. Reasonable care has been taken to ensure that this publication is not untrue or misleading when published, but ING does not represent that it is accurate or complete. ING does not accept any liability for any direct, indirect or consequential loss arising from any use of this publication. Unless otherwise stated, any views, forecasts, or estimates are solely those of the author(s), as of the date of the publication and are subject to change without notice.

The distribution of this publication may be restricted by law or regulation in different jurisdictions and persons into whose possession this publication comes should inform themselves about, and observe, such restrictions.

Copyright and database rights protection exists in this report and it may not be reproduced, distributed or published by any person for any purpose without the prior express consent of ING. All rights are reserved. ING Bank N.V. is authorised by the Dutch Central Bank and supervised by the European Central Bank (ECB), the Dutch Central Bank (DNB) and the Dutch Authority for the Financial Markets (AFM). ING Bank N.V. is incorporated in the Netherlands (Trade Register no. 33031431 Amsterdam). In the United Kingdom this information is approved and/or communicated by ING Bank N.V., London Branch. ING Bank N.V., London Branch is authorised by the Prudential Regulation Authority and is subject to regulation by the Financial Conduct Authority and limited regulation by the Prudential Regulation Authority. ING Bank N.V., London branch is registered in England (Registration number BR000341) at 8-10 Moorgate, London EC2 6DA. For US Investors: Any person wishing to discuss this report or effect transactions in any security discussed herein should contact ING Financial Markets LLC, which is a member of the NYSE, FINRA and SIPC and part of ING, and which has accepted responsibility for the distribution of this report in the United States under applicable requirements.

Additional information is available on request. For more information about ING Group, please visit <http://www.ing.com>.