


# Omicron fails to hold back the US economy

January's consumer spending and manufacturing orders data show the US economy easily shrugged off the Omicron wave. GDP growth is now more likely to come in closer to 2% than the 0% we had been fearing and with the Fed's favoured measure of inflation above 5%, not even Russia's actions can hold back the Fed from hiking aggressively



US consumers at a Walmart store in California

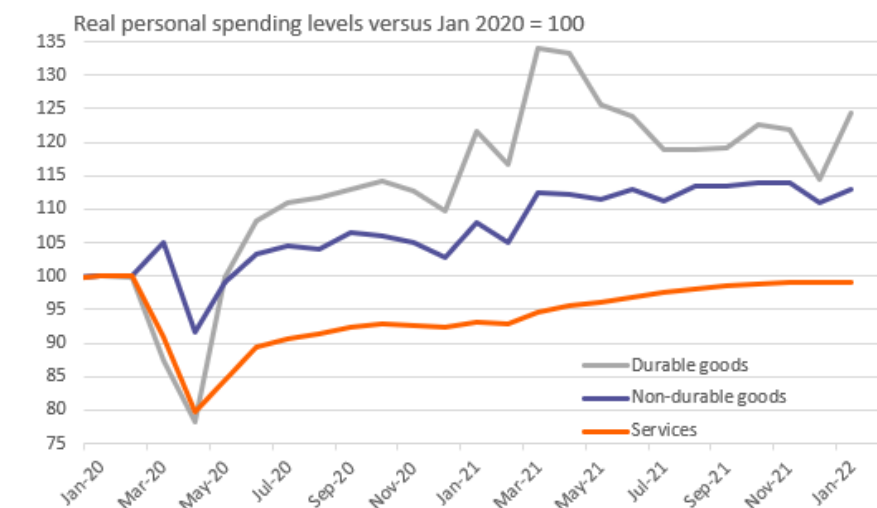
## Spending bounces back despite less movement

We had been fearing that the Omicron wave of Covid, which had prompted a steep drop off in mobility, dining and flight data, would translate into 1Q economic weakness. However, retail sales numbers had given us hope that it hadn't discouraged spending meaningfully and this has been confirmed by booming January consumer spending numbers (which includes broader services spending rather than just physical retail activity) and robust durable goods orders numbers.

Nominal personal spending rose 2.1% in January and when adjusted for inflation, the real growth rate came in at 1.5% month-on-month versus 1.2% expectations. Durable goods (those that should last 3 years or more) jumped 8.5% MoM after falling 6% in December, while non-durable

goods spending (such as food) rose a more modest 1.9% after contracting 2.6% in December. Services spending rose 0.1%, but this is still a pretty good outcome given the people movement numbers already mentioned.

## Consumer spending breakdown versus February 2020 levels

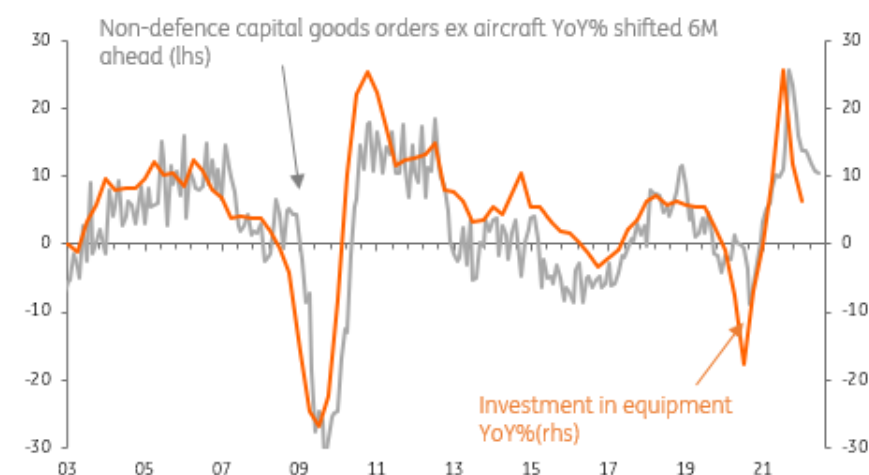


Source: Macrobond, ING

## Investment outlook remains strong

Meanwhile, durable goods orders rose 1.6% versus the 1% rate expected and there was a massive upward revision to December from -0.7% to +1.2%. The core measure, which the Federal Reserve follows for a guide to capex (non-defence capital goods orders ex aircraft) rose 0.9% MoM versus 0.3% expected while December was revised up a tenth of a percentage point. This suggests that we could see an acceleration in private sector capital expenditure in the current and upcoming quarters.

## Non-defence capital goods orders suggest upside potential for capital expenditure

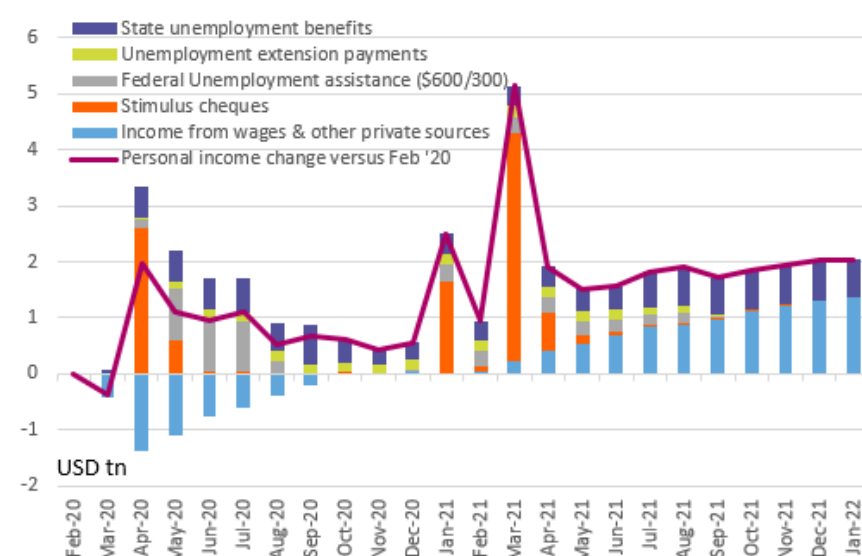


Source: Macrobond, ING

## Private income growth continues to offset to decline in government support

Given consumer spending and investment are the two dominant drivers of GDP growth, this shows that the Omicron wave did not dent the US economy. Consequently, these early figures suggest we can look forward to 1Q GDP growth in the 1.5-2% range after expanding 7% in 4Q. This is much better than the 0-1% growth we had initially been thinking at the end of January. Continual rises in wages and salaries (light blue bar in the chart below) also offer encouragement that household incomes will keep spending robust and facilitate a switch to more spending on services and away from physical things without the prospect of spending falling overall.

## Household income change versus Feb 2020 by composition (USD trn)



Source: Macrobond, ING

## Fed hawks have more ammunition

Also note that the Fed's favoured measure of inflation – the core personal consumer expenditure deflator – rose to 5.2% year-on-year from 4.9%. This was as expected, but the combination of strong growth and elevated inflation will give the Fed hawks more ammunition to push for an aggressive series of rate hikes. Our current expectation of five Fed rate hikes this year is looking a little too cautious, even in light of Russia's military advance into Ukraine.

### Author

**James Knightley**

Chief International Economist

[james.knightley@ing.com](mailto:james.knightley@ing.com)

## Disclaimer

This publication has been prepared by the Economic and Financial Analysis Division of ING Bank N.V. ("ING") solely for information purposes without regard to any particular user's investment objectives, financial situation, or means. *ING forms part of ING Group (being for this purpose ING Group N.V. and its subsidiary and affiliated companies)*. The information in the publication is not an investment recommendation and it is not investment, legal or tax advice or an offer or solicitation to purchase or sell any financial instrument. Reasonable care has been taken to ensure that this publication is not untrue or misleading when published, but ING does not represent that it is accurate or complete. ING does not accept any liability for any direct, indirect or consequential loss arising from any use of this publication. Unless otherwise stated, any views, forecasts, or estimates are solely those of the author(s), as of the date of the publication and are subject to change without notice.

The distribution of this publication may be restricted by law or regulation in different jurisdictions and persons into whose possession this publication comes should inform themselves about, and observe, such restrictions.

Copyright and database rights protection exists in this report and it may not be reproduced, distributed or published by any person for any purpose without the prior express consent of ING. All rights are reserved. ING Bank N.V. is authorised by the Dutch Central Bank and supervised by the European Central Bank (ECB), the Dutch Central Bank (DNB) and the Dutch Authority for the Financial Markets (AFM). ING Bank N.V. is incorporated in the Netherlands (Trade Register no. 33031431 Amsterdam). In the United Kingdom this information is approved and/or communicated by ING Bank N.V., London Branch. ING Bank N.V., London Branch is authorised by the Prudential Regulation Authority and is subject to regulation by the Financial Conduct Authority and limited regulation by the Prudential Regulation Authority. ING Bank N.V., London branch is registered in England (Registration number BR000341) at 8-10 Moorgate, London EC2 6DA. For US Investors: Any person wishing to discuss this report or effect transactions in any security discussed herein should contact ING Financial Markets LLC, which is a member of the NYSE, FINRA and SIPC and part of ING, and which has accepted responsibility for the distribution of this report in the United States under applicable requirements.

Additional information is available on request. For more information about ING Group, please visit <http://www.ing.com>.