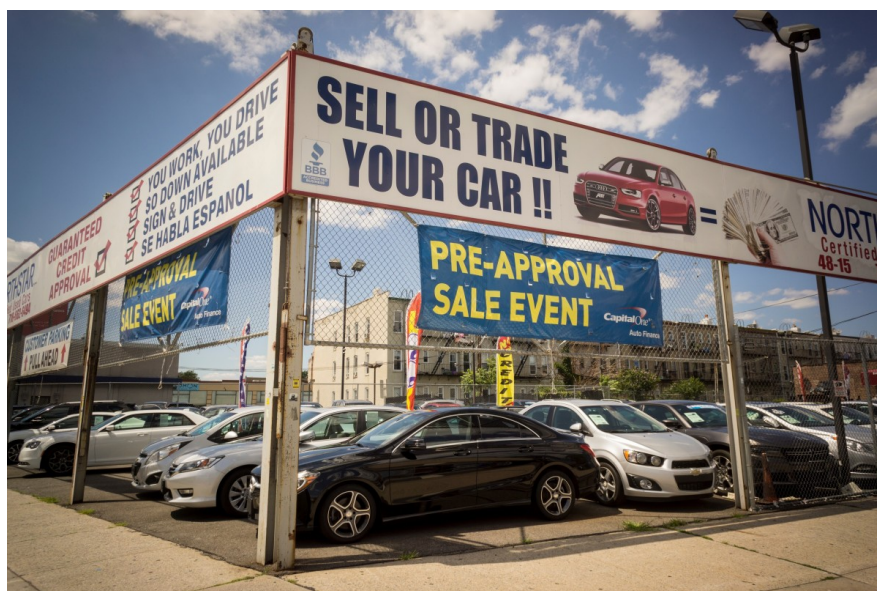


Good news on US inflation won't prevent a July rate hike

US inflation pressures are showing broader signs of moderation with both headline and core rates undershooting expectations. Nonetheless, the Federal Reserve seems intent on pushing ahead with a July rate hike, but the need for additional tightening thereafter is questionable



Lower used car prices are helping to reduce inflation

3% June US inflation rate

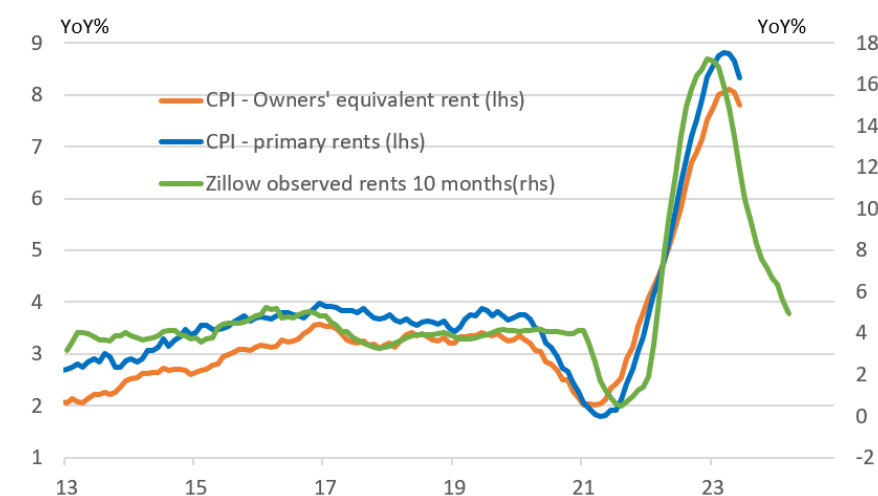
CPI slows more sharply than expected

We have had a big surprise in the June consumer price inflation report with both headline and core (ex food and energy) rates rising 0.2% month-on-month rather than the 0.3% expected. In fact, it is even better than that as out to 3 decimal places it is 0.180% for headline and 0.158% for core. This means the annual rate of inflation slows to 3% from 4% for headline CPI while core has

dropped to 4.8% from 5.3%. MoM readings of slightly under 0.2% MoM are exactly what we need to see to return annual inflation to 2% over time, so this is great news. However, it needs to happen consistently for the Federal Reserve to relax and is unlikely to deter the Fed from hiking policy rates another 25 basis points on 26 July.

Looking at the details the main area of upward pressure remains housing costs with owners' equivalent rent rising 0.4% MoM and primary rent rising 0.5%. The good news is that we know that this will slow rapidly through the second half of 2023 given the lags with observed rents. The chart below hints at sub-4% CPI rent readings before the end of the year versus the current 8% inflation rates.

Housing CPI components will slow sharply (YoY%)



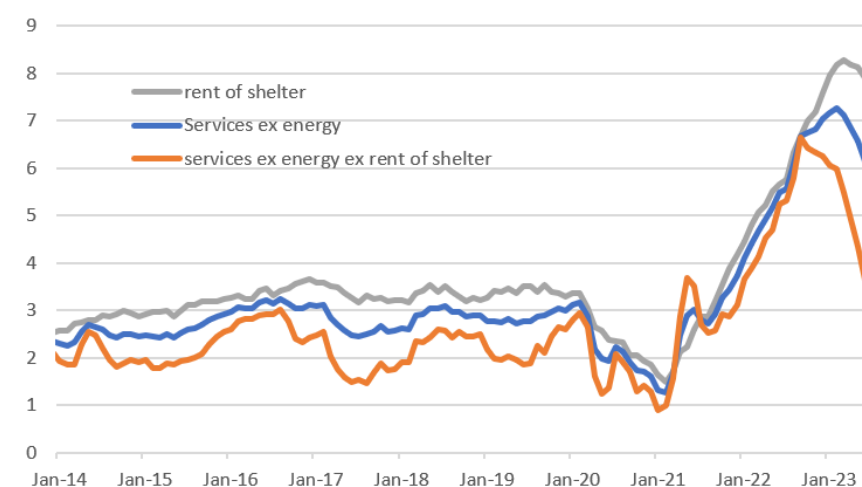
Source: Macrobond, ING

Core services ex housing offers real encouragement

Outside of housing everything else was soft with only apparel (+0.3%) and gasoline (+1%) amongst the major sub components coming in above 0.2% MoM. Food, recreation and commodities all rose just 0.1%. New vehicles and medical care were 0%, used vehicles were down 0.5% and airline fares fell 8.1%.

The Fed is focused on stamping out all inflation threats and is obsessed with services ex energy ex housing as they fear that this is where the tight jobs market will keep wage pressures elevated. Given labour costs are the biggest input to businesses in this sector and demand for these services remains pretty strong, this could keep price pressures elevated for longer. However, we got a sub 0.2% MoM reading for this with the year-on-year rate slowing to 3.7% from 6.6% last September.

Core CPI services ex housing should please the Fed (YoY%)



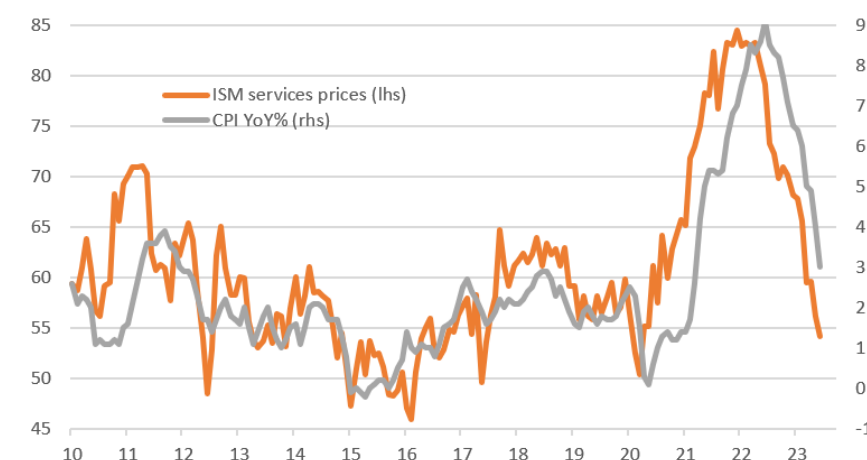
Source: Macrobond, ING

Another tick higher before renewed falls in annual inflation

Unfortunately over the next couple of months we are likely to see headline annual inflation rise again, albeit modestly. This will largely reflect the fact that 0% and 0.2% MoM readings from July and August last year will drop out of the annual comparison. Core inflation won't have this problem as we saw 0.3% and 0.6% prints for the same periods last year, making it more likely that the annual core rate of inflation will continue to slow through July and August.

Moreover, with housing set to slow sharply based on observed rents and used car prices set to fall further based on auction prices we are increasingly confident of a sub 3.5% YoY core CPI print by year-end while headline inflation could be around 2.5%. This is certainly not enough to prevent a July rate hike given the Fed's current position, but suggests less need for the second hike it is currently indicating.

ISM services prices paid points to further sharp falls in inflation



Source: Macrobond, ING

Moreover, with business surveys pointing to weakening pricing power, such as the ISM services index being consistent with 1% headline CPI, the inflation backdrop should allow the Fed to respond to any recession threat with interest rate cuts next year.

Author

James Knightley

Chief International Economist

james.knightley@ing.com

Disclaimer

This publication has been prepared by the Economic and Financial Analysis Division of ING Bank N.V. ("ING") solely for information purposes without regard to any particular user's investment objectives, financial situation, or means. *ING forms part of ING Group (being for this purpose ING Group N.V. and its subsidiary and affiliated companies).* The information in the publication is not an investment recommendation and it is not investment, legal or tax advice or an offer or solicitation to purchase or sell any financial instrument. Reasonable care has been taken to ensure that this publication is not untrue or misleading when published, but ING does not represent that it is accurate or complete. ING does not accept any liability for any direct, indirect or consequential loss arising from any use of this publication. Unless otherwise stated, any views, forecasts, or estimates are solely those of the author(s), as of the date of the publication and are subject to change without notice.

The distribution of this publication may be restricted by law or regulation in different jurisdictions and persons into whose possession this publication comes should inform themselves about, and observe, such restrictions.

Copyright and database rights protection exists in this report and it may not be reproduced, distributed or published by any person for any purpose without the prior express consent of ING. All rights are reserved. ING Bank N.V. is authorised by the Dutch Central Bank and supervised by the European Central Bank (ECB), the Dutch Central Bank (DNB) and the Dutch Authority for the Financial Markets (AFM). ING Bank N.V. is incorporated in the Netherlands (Trade Register no. 33031431 Amsterdam). In the United Kingdom this information is approved and/or communicated by ING Bank N.V., London Branch. ING Bank N.V., London Branch is authorised by the Prudential Regulation Authority and is subject to regulation by the Financial Conduct Authority and limited regulation by the Prudential Regulation Authority. ING Bank N.V., London branch is registered in England (Registration number BR000341) at 8-10 Moorgate, London EC2 6DA. For US Investors: Any person wishing to discuss this report or effect transactions in any security discussed herein should contact ING Financial Markets LLC, which is a member of the NYSE, FINRA and SIPC and part of ING, and which has accepted responsibility for the distribution of this report in the United States under applicable requirements.

Additional information is available on request. For more information about ING Group, please visit <http://www.ing.com>.