

EMEA FX Talking: CE4 easing cycles moving nearer

More evidence of disinflation across the CEE region is raising expectations that these will be some of the first central banks to cut rates. We do not think this will be enough to damage the high-yield appeal of CE4 currencies - even though long positioning is quite heavy. The rand will remain fragile on geopolitics and large rate hikes could slow TRY losses



Source: Shutterstock

Main ING Emerging Market FX forecasts

	EUR/CZK		EUR/PLN		EUR/HUF	
1M	23.70	↑	4.42	↓	369.00	↓
3M	23.70	↑	4.45	↓	375.00	↑
6M	23.50	↓	4.45	↓	372.00	→
12M	23.50	↓	4.50	↓	365.00	→

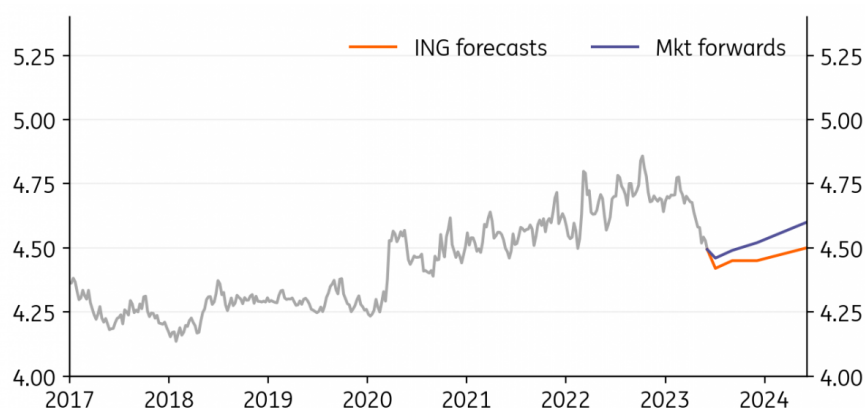
↑ / → / ↓ indicates our forecast for the currency pair is above/in line with/below the corresponding market forward or NDF outright

Source (all charts and tables): Refinitiv, ING forecast

EUR/PLN: Improving fundamentals and market perception

	Spot	One month bias	1M	3M	6M	12M
EUR/PLN	4.4452	Mildly Bearish ↘	4.42	4.45	4.45	4.50

- The zloty significantly recovered in 2Q23 owing to a significant current account surplus and, perhaps, bets on a more market-friendly government after the general election. These factors are likely to persist over the remainder of the year.
- However, based on our estimates, the zloty is no longer undervalued against the euro. The National Bank of Poland has already effectively ended its tightening cycle and some MPC members are signalling prompt rate cuts. Simultaneously, markets are repricing the Fed and ECB rate paths. In tandem with elevated inflation in recent years, this has undermined to some extent the competitiveness of local companies and should limit the scope for EUR/PLN to drop to around 4.40.



Source: Refinitiv, Macrobond, ING

EUR/HUF: Forint to hover within a tight range in the summer

	Spot	One month bias	1M	3M	6M	12M
EUR/HUF	368.9100	Neutral	369.00	375.00	372.00	365.00

- Until the EU fund risk has been cleared, we see periods of weakness for the forint due to a lack of news on the progress of an EU deal and on seasonality in the summer. However, given the rather pessimistic market expectations already, we continue to see a working framework for the coming weeks in the 368-378 EUR/HUF range.
- We believe that the market will use weaker levels as a new entry point to build positions in the forint to benefit from a still very attractive carry. On the other hand, at the lower end of the range, bets will rise on more easing, limiting HUF upside.
- All of this should keep EUR/HUF in a rather tight range. We see potential for a positive breakout on an EU deal later this year.

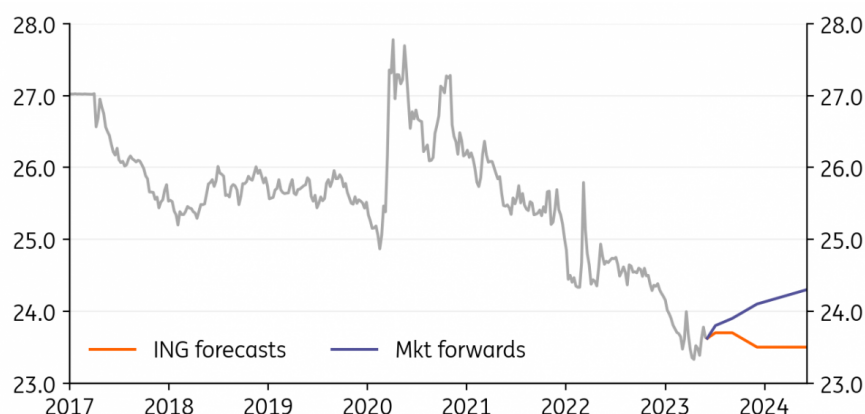


Source: Refinitiv, Macrobond, ING

EUR/CZK: Waiting for rebound in EUR/USD

	Spot	One month bias	1M	3M	6M	12M
EUR/CZK	23.7100	Neutral	23.70	23.70	23.50	23.50

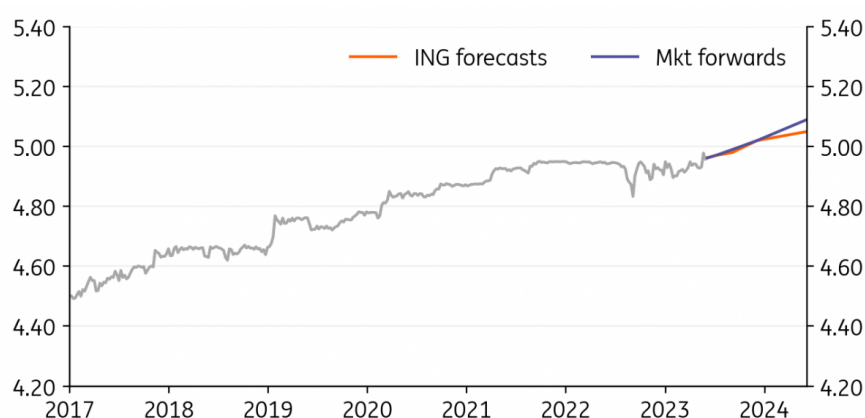
- The Czech koruna has lost market interest in recent weeks and attention has shifted within the region to the Polish zloty, which has more potential for a rally based on the local story.
- However, the CZK shows by far the highest beta against the US dollar within the region, still offers a solid carry and the central bank is ready to defend the koruna against depreciation in case of problems. Moreover, market positioning is not as heavily long as in the case of PLN and HUF.
- Thus, we believe the CZK is a good proxy view for the global story within the region. Thus, the koruna should benefit the most from an EUR/USD rebound to the upside.



EUR/RON: A first upside move, but likely not the last this year

	Spot	One month bias	1M	3M	6M	12M
EUR/RON	4.9549	Mildly Bullish ↗	4.97	4.98	5.02	5.05

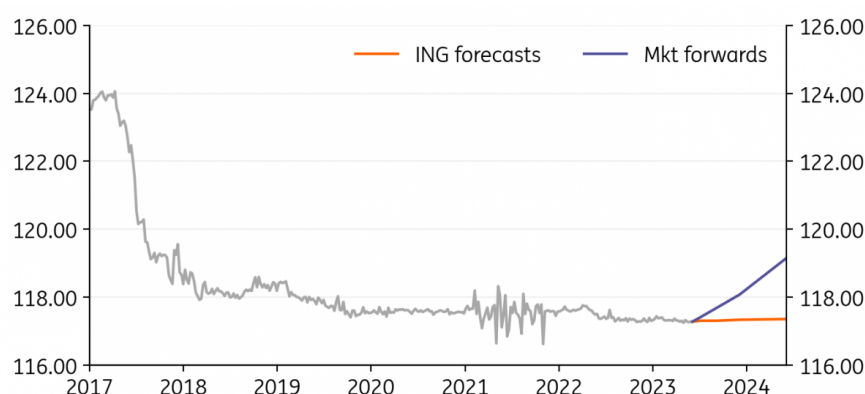
- EUR/RON touched 4.98 in May, which seems like a new line in the sand for now. Considering the record level of excess liquidity in the market, we think this situation cannot suit the central bank.
- Seen from this angle, allowing the EUR/RON to go higher might be an attempt to increase upside market pressure and get some of the excess liquidity out of the system.
- The new temporary range is likely to be 4.94-4.98, with no expectation of moves to the lower levels we saw in the first quarter of this year, supported by massive demand for ROMGBs. We can expect at least one more upward shift this year and we maintain our 5.02 estimate for year-end.



EUR/RSD: No deviation from the tightly managed floating policy

	Spot	One month bias	1M	3M	6M	12M
EUR/RSD	117.2500	Neutral	117.30	117.30	117.33	117.35

- After raising the policy rate by 500bp to 6.00% in just over a year, the National Bank of Serbia seems to be taking its time now and contemplating the effects of past monetary tightening.
- We believe that the next policy decision will be a rate cut in 1Q24 when we will finally have positive real rates. We do not envisage headline inflation back within the NBS's 1.5%-4.5% target range over the next two years.
- We maintain our expectations for an essentially flat EUR/RSD profile for the rest of 2023 and even through 2024, with FX intervention likely to occur in a rather narrow range around the 117.30 level.



Source: Refinitiv, Macrobond, ING

USD/UAH: Rising FX reserves provide stability

	Spot	One month bias	1M	3M	6M	12M
USD/UAH	36.9310	Mildly Bullish	37.00	37.00	39.00	39.00

- Ukraine's international reserves exceeded US\$36bn in May for the first time since 2011. This reflected continued foreign aid and the lower monthly cost of FX intervention (around US\$2bn in May, down from the monthly peak of US\$4bn in June 2022). This significantly decreases the near-term odds of another devaluation, as the central bank may prefer a stable currency to combat inflation.
- The fundamental factors behind the hryvnia remain unsupportive though. Ukraine is running a significant trade deficit, as exports collapsed in 2022, while imports remained quite stable. With the central bank aiming to re-liberalise the FX market at some point this signals the risk of further devaluation in the future.

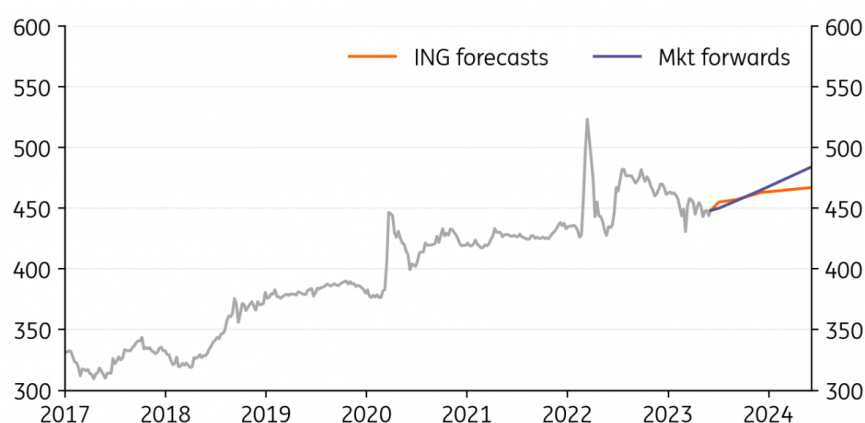


Source: Refinitiv, Macrobond, ING

USD/KZT: Further appreciation is facing obstacles for now

	Spot	One month bias	1M	3M	6M	12M
USD/KZT	446.0500	Bearish ▼	455.00	457.00	463.00	467.00

- USD/KZT ended May very close to our 450 target, showing mild appreciation during the month amid range-bound oil prices and despite the stronger dollar environment. The recent OPEC+ extension should be supportive of oil, but the longevity is questionable.
- Kazakhstan's current account returned to a \$1.5bn deficit in 1Q23 after a \$8.5bn surplus in 2022 and is likely to remain negative. KZT appreciation since 3Q22 was based on the atypical net private capital inflow of c. \$3bn per quarter, which can prove volatile.
- The new fiscal rule assumes lower state sales of FX out of NFRK, the sovereign fund, suggesting the prospects for the tenge will be further tied to its dependence on volatile oil prices and capital flows.

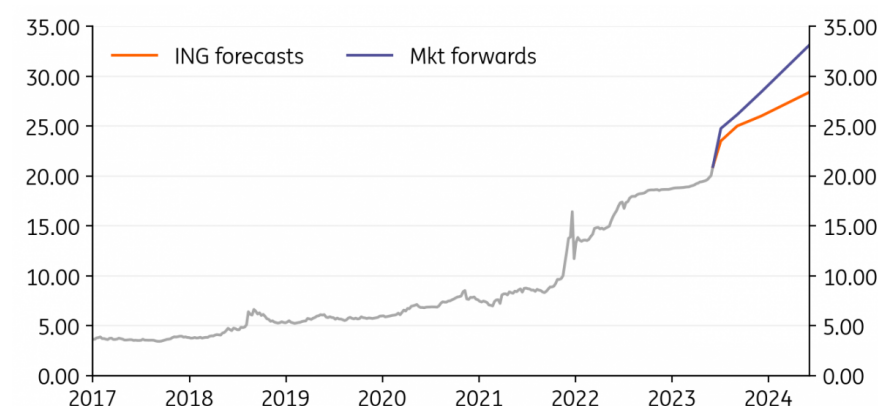


Source: Refinitiv, Macrobond, ING

USD/TRY: Higher pace of TRY depreciation

	Spot	One month bias	1M	3M	6M	12M
USD/TRY	23.6490	Neutral	23.50	25.00	26.00	28.40

- Under the existing Central Bank of Turkey policy, gross FX reserves have been under pressure since the beginning of this year. Gold reserves are also on the decline, as the CBT directly matches gold demand. Accordingly, total reserves fell below the US\$100bn threshold. However, excluding swaps with banks and other central banks, the CBT's net reserve position is at US\$-60.5bn, an all-time low.
- Since the run-off elections, which reduced the extent of indirect intervention, the CBT has allowed an increase in the pace of the lira's depreciation.
- Given new names in the economy management team after the elections, any CBT signal on a policy shift will be closely watched by the market.

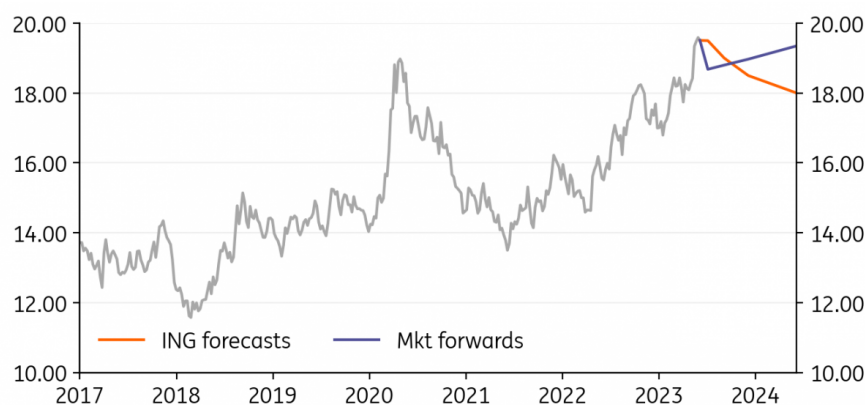


Source: Refinitiv, Macrobond, ING

USD/ZAR: Geopolitics recommends caution on the rand

	Spot	One month bias	1M	3M	6M	12M
USD/ZAR	18.6270	Bullish ↗	19.50	19.00	18.50	18.00

- The rand has recovered well after USD/ZAR nearly hit 20.00 in early June. Positive real rates are back in fashion in emerging markets, where the rand offers something like 3% (policy rate 8.25%, core inflation 5.3%). However, the benign international environment has certainly helped i.e. low volatility conditions.
- Geopolitics may discourage investors chasing rand gains. In August, South Africa hosts a summit of BRICS leaders. Expect to hear more on the story of possible South African arms sales to Russia – and US Congress questioning trade ties.
- Weak growth (0.5-1.0% over coming years) and a current account deficit in the 2-3% of GDP area will hold ZAR back.

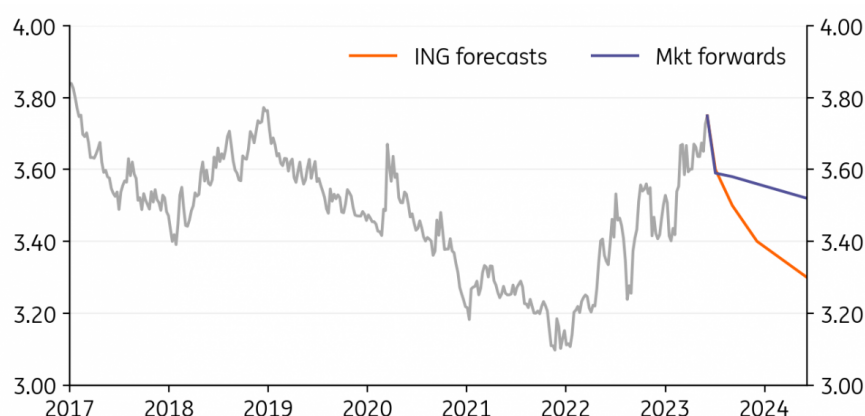


Source: Refinitiv, Macrobond, ING

USD/ILS: ILS losses reverse. Politics and central bank help

	Spot	One month bias	1M	3M	6M	12M
USD/ILS	3.5891	Neutral	3.60	3.50	3.40	3.30

- Three factors have probably helped USD/ILS reverse sharply from the 3.75 area: 1) The central bank saying in late May it would have to hike more if the shekel weakened any further. 2) An interim agreement in parliament to try and diffuse controversial judicial reforms and 3) the more benign global environment.
- It will be interesting to see whether the sharp drop from 3.75 to 3.60 has been assisted by FX intervention. We will learn more in early July. The better news on politics could easily reverse as well – warning against chasing shekel strength too soon.
- If we're right with our bearish dollar call and the furore over judicial reforms can settle – USD/ILS can trade 3.40/50 later in 2023.



Source: Refinitiv, Macrobond, ING

Author

Piotr Poplawski

Senior Economist, Poland

piotr.poplawski@ing.pl

Peter Virovacz

Senior Economist, Hungary

peter.virovacz@ing.com

Frantisek Taborsky

EMEA FX & FI Strategist

frantisek.taborsky@ing.com

Valentin Tataru

Chief Economist, Romania

valentin.tataru@ing.com

Dmitry Dolgin

Chief Economist, CIS

dmitry.dolgin@ing.de

Muhammet Mercan

Chief Economist, Turkey

muhammet.mercan@ingbank.com.tr

Chris Turner

Global Head of Markets and Regional Head of Research for UK & CEE

chris.turner@ing.com

Disclaimer

This publication has been prepared by the Economic and Financial Analysis Division of ING Bank N.V. ("ING") solely for information purposes without regard to any particular user's investment objectives, financial situation, or means. *ING forms part of ING Group (being for this purpose ING Group N.V. and its subsidiary and affiliated companies).* The information in the publication is not an investment recommendation and it is not investment, legal or tax advice or an offer or solicitation to purchase or sell any financial instrument. Reasonable care has been taken to ensure that this publication is not untrue or misleading when published, but ING does not represent that it is accurate or complete. ING does not accept any liability for any direct, indirect or consequential loss arising from any use of this publication. Unless otherwise stated, any views, forecasts, or estimates are solely those of the author(s), as of the date of the publication and are subject to change without notice.

The distribution of this publication may be restricted by law or regulation in different jurisdictions and persons into whose possession this publication comes should inform themselves about, and observe, such restrictions.

Copyright and database rights protection exists in this report and it may not be reproduced, distributed or published by any person for any purpose without the prior express consent of ING. All rights are reserved. ING Bank N.V. is authorised by the Dutch Central Bank and supervised by the European Central Bank (ECB), the Dutch Central Bank (DNB) and the Dutch Authority for the Financial Markets (AFM). ING Bank N.V. is incorporated in the Netherlands (Trade Register no. 33031431 Amsterdam). In the United Kingdom this information is approved and/or communicated by ING Bank N.V., London Branch. ING Bank N.V., London Branch is authorised by the Prudential Regulation Authority and is subject to regulation by the Financial Conduct Authority and limited regulation by the Prudential Regulation Authority. ING Bank N.V., London branch is registered in England (Registration number BR000341) at 8-10 Moorgate, London EC2 6DA. For US Investors: Any person wishing to discuss this report or effect transactions in any security discussed herein should contact ING Financial Markets LLC, which is a member of the NYSE, FINRA and SIPC and part of ING, and

which has accepted responsibility for the distribution of this report in the United States under applicable requirements.

Additional information is available on request. For more information about ING Group, please visit www.ing.com.